

Laser Barcode Scanners

MS-890



Industrial Automation Scanner

The MS-890 is a heavy duty scanner with the flexibility to solve a multitude of applications under a variety of factory conditions. The extended read range and intelligent sweeping raster provide robust reading of both linear barcodes and stacked symbologies.

Versatility and rugged design make the MS-890 an ideal scanner for industrial applications.

MS-890: At a Glance

- Scans/second: 400 to 1000
- Read Range: 10 to 120" (254 to 3048 mm)
- IP65 Enclosure
- Optional IB-890 Wiring Box

ESP ESP® Easy Setup Program: Single-point software solution provides quick and easy setup and configuration of all Omron Microscan readers.

EZ EZ Button: This performs reader setup and configuration with no computer required.

GOOD READ Visible Indicators: Performance indicators include "good read" green flash and LEDs.

RASTER SWEEP Sweeping Raster: This programmable feature enables the reader for multiple symbols at varying distances and locations.

For more information on this product, visit www.microscan.com.

Long Read Range

The MS-890 optics were engineered for successful reading at extended or varying distances, such as a safety or clearance zone required around conveyor or assembly areas.

Visible Indicators

Illuminated LEDs on the MS-890 provide instant visual confirmation of successful reads. A "good read green flash" is projected from the front window and is visible within a 360 degree radius from the scanner.

Optional Wiring Box

The IB-890 wiring box provides easy and flexible integration, without any special cables or connectors. Features include:

- Pluggable relay modules
- Terminal strip connectivity
- Connectivity with handheld scanners

Intelligent Raster

The MS-890 features an intelligent raster which can be optimized for scan angle and speed to read multiple symbols or inconsistently placed labels.

Autocalibration

The autocalibration feature automatically determines and selects optimal read settings for focus, gain and tracking.

Barcode Programming

Changing scanner configuration on the factory floor is as simple as presenting a barcode and pushing the EZ button. This feature makes it simple to replicate settings on multiple MS-890 scanners.

Application Examples

- Light to heavy industry
- Forklifts or conveyor lines

MS-890: Available Codes

Linear



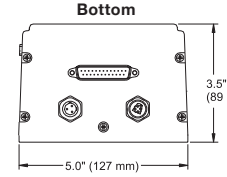
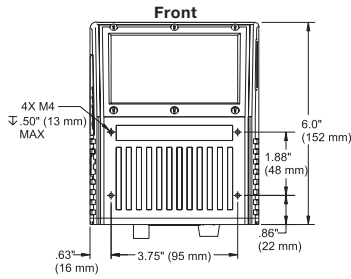
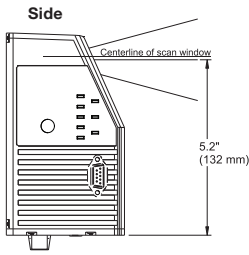
Stacked



AIAG
Formats

MS-890 Scanner Specifications and Options

MECHANICAL
Length: 3.5" (88 mm)
Width: 5" (127 mm)
Height: 6" (152 mm)
Weight: 5 lbs. (2268 g)

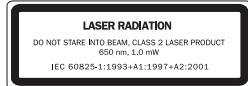


ENVIRONMENTAL

Enclosure: IP65
Operating Temperature: 0° to 50° C (32° to 122° F)
Storage Temperature: -50° to 75° C (-63° to 167° F)
Humidity: Up to 90% (non-condensing)

LASER LIGHT

Type: Semiconductor visible laser diode (650 nm nominal)
Operating Life: 50,000 hours @ 25° C (77° F)
Safety Class: CDRH Class II



SCANNING PARAMETERS

Scanner Mirror Type: Rotating, single line, 14-faceted mirror
Scan Rate: Adjustable from 400 to 1000 scans/second (default = 500 sps)
Raster Sweep Speed: 1 to 30 sweeps per second
Raster Sweep Angle: 30° maximum
Scan Width Angle: Typically 60°
Pitch Angle: ±50° maximum
Skew Angle: ±40° maximum
Label Contrast: 25% min. absolute dark to light differential at 650 nm wavelength

READ RANGES¹

Narrow-Bar-Width	Read Range
.0075" (0.190 mm)	10" to 35" (254 to 889 mm)
.010" (0.254 mm)	10" to 44" (254 to 1118 mm)
.015" (0.381 mm)	10" to 74" (254 to 1880 mm)
.020" (0.508 mm)	10" to 90" (254 to 2286 mm)
.030" (0.762 mm)	10" to 100" (254 to 2540 mm)
.040" (1.020 mm)	10" to 110" (254 to 2794 mm)
.050" (1.27 mm)	10" to 120" (254 to 3048 mm)

¹ Ranges based on a Code 39 Grade A label.

COMMUNICATION

Interface: RS-232, RS-422/485, daisychain/auxiliary port capable, dedicated configuration port

SYMBOLOGIES

Standard: Code 39, Code 128, UPC/EAN, Interleaved 2 of 5, Codabar, Code 93, PDF417
Applications Standard: AIAG, UCC/EAN-128

ELECTRICAL

Power Requirement: Input, 10-28 VDC, 200 mV p-p max. ripple, 230mA at 24 VDC (typ.)

EMISSIONS AND IMMUNITY

EN61000-6-3:2001: for Class A products
 EN61000-3-2:2000+A2:2005
 EN61000-3-3:1995+A1:2001
 EN61000-6-2: Immunity

INDICATORS

Beeper: Good read, match/mismatch, no read, serial command confirmation
LEDs: 1 status, 1 power, 1 good read, and 5 read performance (representing percentage of good decodes), network/include status, green flash

DISCRETE I/O

Trigger, New Master, Input 1: Optoisolated, 5-28V rated, (12mA at 24 VDC)
Outputs (1, 2, 3): Opto-isolated, 1-28 VDC rated, (I_{CE} <100 mA @ 24 VDC, current limited by user)

QMS CERTIFICATION

www.microscan.com/quality

©2018 Omron Microscan Systems, Inc.
 Performance data is determined using high quality Grade A symbols per ISO/IEC 15415 and ISO/IEC 15416 in a 25° C environment. For application-specific results, testing should be performed with symbols used in the actual application. Omron Microscan Applications Engineering is available to assist with evaluations. Results may vary depending on symbol quality.

CONNECTORS/PIN ASSIGNMENTS

Program Connector: 9-pin D-subminiature plug

Pin No.	Function
2	RX-232
3	TX-232
5	Signal Ground
9	Boot Mode



Power Connector: 3-pin MicroChange plug

Pin No.	Function
1	Power Ground
2	NC
3	Power 10 to 28 VDC (in)



Trigger Connector: 4-pin MicroChange socket

Pin No.	Function
1	Power 10 to 28 VDC (out)
2	NPN
3	Ground
4	N/C



Host Connector: 25-pin D-subminiature plug

Pin No.	Host RS-232	Host & Aux RS-232	Host RS-422/485	In/Out
1	Chassis Ground			
2	Host TxD			Out
3	Host RxD			In
4	RTS	Aux TxD		Out
5	CTS	Aux RxD		In
6	Output 1 (+)			Out
7	Signal Ground			
8	Output 2 (+)			Out
9	Trigger (-)			In
10	Trigger (+)			In
11	N/C			
12	Input 1 (+)			In
13			RxD (+)	In
14			TxD (-)	Out
15	Noread/Output 3 (+)			Out
16			RxD (-)	In
17	Power Ground			
18	Power +10 to 28 VDC			In
19			TXD +	Out
20	Output 1 (-)			Out
21	Output 2 (-)			Out
22	Noread/Output 3 (-)			Out
23	Input 1 (-)			In
24	New Master (-)			In
25	New Master (+)			In

OMRON Asia Pacific Regional HQ

T (65) 6835 3011
F (65) 6835 2711
E apac_enquiry@ap.omron.com
W omron-ap.com

Get Constant Updates

facebook.com/OmronAPAC.IAB

Australia

T 1300 766 766
F 1300 434 682
E au_enquiry@ap.omron.com
W omron.com.au

India

T (91-22) 7128 8400
F (91-22) 7115 5602
E in_enquiry@ap.omron.com
W omron-ap.co.in

Indonesia

T (62-21) 2949 7500
F (62-21) 2949 7555
E id_enquiry@ap.omron.com
W omron.co.id

Malaysia

T (60-3) 7688 2888
F (60-3) 7688 2833
E my_enquiry@ap.omron.com
W omron-ap.com.my

New Zealand

T 0800 466 766
F (64-9) 358 4411
E nz_enquiry@ap.omron.com
W omron-ap.co.nz

Philippines

T (63-2) 811 2831
F (63-2) 811 2583
E ph_enquiry@ap.omron.com
W omron-ap.com.ph

Singapore

T (65) 6547 6789
F (65) 6547 6769
E sg_enquiry@ap.omron.com
W omron-ap.com.sg

Thailand

T (66-2) 942 6700
F (66-2) 937 0501
E th_enquiry@ap.omron.com
W omron-ap.co.th

Vietnam

T (84-28) 3920 4338
F (84-28) 3920 4335
E hcm_enquiry@ap.omron.com
W omron.com.vn